



Isle of Man
Government

Reiltys Ellan Vannin

Isle of Man Labour Market Report June 2022

Statistics Isle of Man

Cabinet Office

July 2022

ISLE OF MAN LABOUR MARKET

MARKET

JUNE 2022



KEY POINTS AS AT THE END JUNE 2022

REGISTERED UNEMPLOYED

285

INCREASE IN NUMBER OF REGISTERED UNEMPLOYED

Unemployment has increased by 21 persons from the previous month (May 2022), and has decreased by 210 persons compared to the same month last year (June 2021).

UN-EMPLOYMENT RATE

0.7%

UNEMPLOYMENT % RATE

The unemployment rate for June 2022 is 0.7%, an increase of 0.1% on the previous month (May 2022). The unemployment rate is the proportion of economically active population registered unemployed.

VACANCIES

979

DECREASE IN LIVE VACANCIES AS AT THE END OF THE MONTH

979 job vacancies remained at the Job centre in June 2022, which is a decrease of 36 compared to the previous month (May 2022). Of these, 65% (633) were full time positions and 35% (346) were part time.

ILO ESTIMATE

730

INTERNATIONAL LABOUR ORGANISATION ESTIMATE OF UNEMPLOYMENT

It is estimated that 730 individuals are unemployed and looking for work in June 2022 compared with 709 in May 2022. This amounts to an unemployment rate of 1.7%. See Methodology section for further details.



173 Unemployed
Males
61%



112 Unemployed
Females
39%

ISLE OF MAN LABOUR MARKET MARKET JUNE 2022




SECTORS WITH HIGHEST NUMBERS OF UNEMPLOYED PERSONS - JUNE 2022



Retail Distribution
37




Other Business Services
32



Miscellaneous Services
15



Medical and Health
Services
14



Catering and
Entertainment
13



Other Financial
Institutions
11

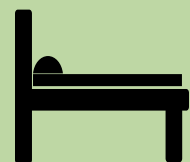
SECTORS WITH HIGHEST NUMBERS OF JOB VACANCIES REMAINING - JUNE 2022



Catering and Entertainment
205



Medical and Health
Services
151



Tourist
Accommodation
81



Retail Distribution
76



E-Gaming
76



Education and Teaching
37

Registered Unemployment June 2022: Detailed Breakdown

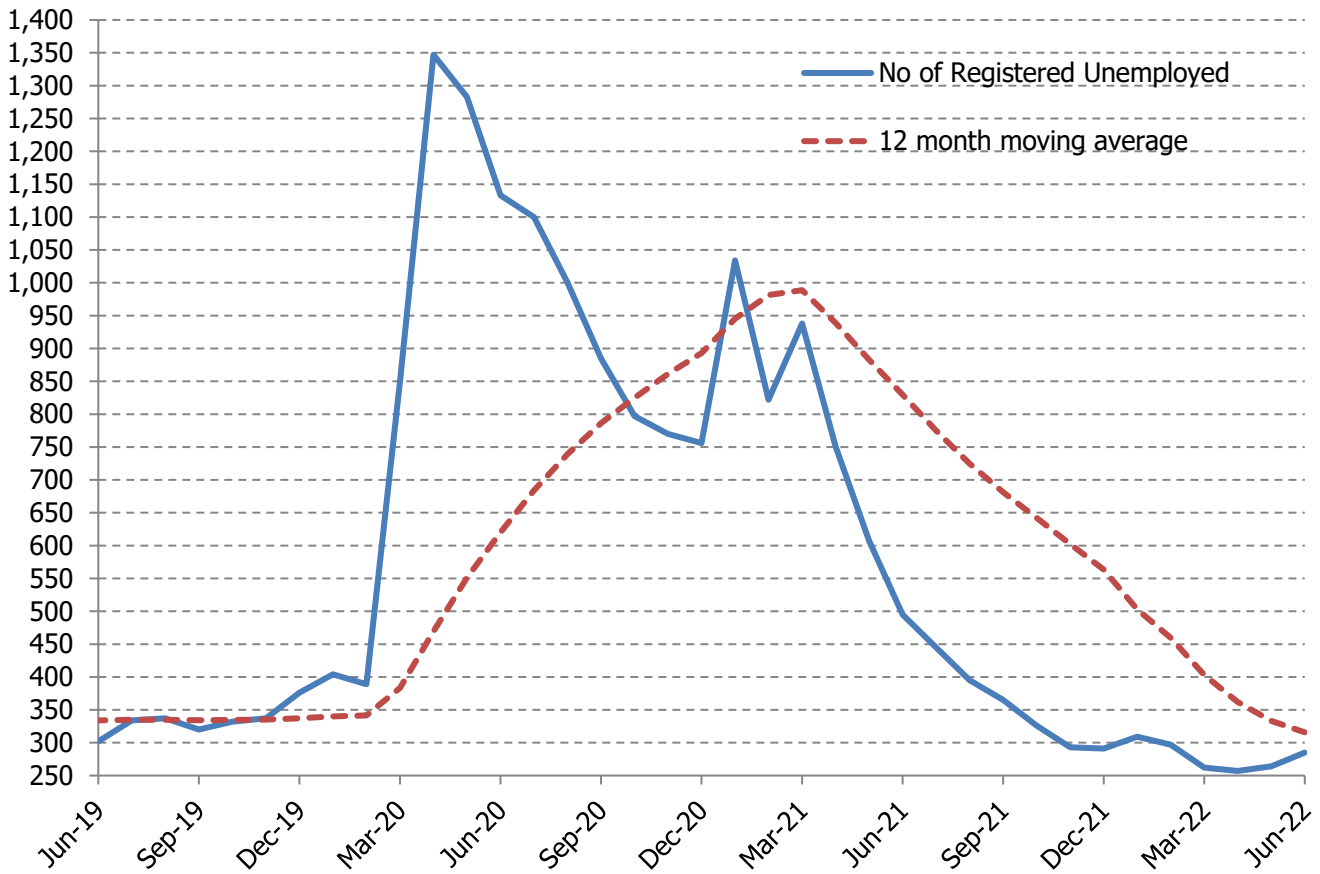
	Current Month June 22	Last Month May 22	Net Change over Month	Last Year June 21	Net Change over Year
Total Unemployment :-	285	264	21	495	-210
Males	173	160	13	314	-141
Females	112	104	8	181	-69
Included amongst the Unemployed are:-					
Persons Requiring Work Permits	1	1	0	10	-9
Persons under 18	9	6	3	5	4
Claimants signing for credits only	16	16	0	74	-58
New Claimants	66				
Male	42				
Female	24				
Claimants leaving the register	45				
Male	29				
Female	16				

Historic Isle of Man Registered Unemployment

	Jan	Feb	Mar	Apr	May	Jun	Jul	Aug	Sep	Oct	Nov	Dec
1999	406	390	330	271	249	223	268	234	235	231	228	258
2000	269	267	242	187	167	192	211	204	203	198	211	206
2001	255	229	192	173	154	157	178	182	149	165	187	211
2002	244	266	224	198	183	184	202	195	189	195	219	235
2003	263	284	293	249	236	273	332	369	301	329	334	327
2004	386	416	376	363	364	315	351	390	378	423	452	487
2005	543	552	542	561	556	517	582	569	577	563	589	591
2006	622	646	615	563	545	544	602	600	571	604	568	577
2007	586	616	552	624	569	594	614	633	593	611	562	571
2008	627	596	532	543	550	519	591	595	605	667	641	721
2009	926	980	947	925	915	922	967	981	901	888	885	878
2010	1,029	970	924	867	792	794	822	771	748	753	735	795
2011	856	867	891	843	806	846	890	830	890	910	971	979
2012	1,100	1,043	1,031	1,037	956	992	1,017	992	1,014	1,065	1,014	1,020
2013	1,176	1,181	1,208	1,108	1,072	1,056	1,055	1,028	1,022	1,064	1,117	1,159
2014	1,182	1,146	1,061	986	890	918	934	904	859	866	864	882
2015	973	930	865	834	768	768	790	776	765	774	786	861
2016	873	828	794	711	663	636	620	596	592	552	573	579
2017	601	574	507	462	440	407	420	393	338	336	319	335
2018	361	373	399	407	330	313	321	336	331	325	330	354
2019	368	371	349	314	305	302	334	337	320	332	337	376
2020	404	389	850	1,347	1,283	1,133	1,100	1,000	885	797	770	756
2021	1,034	822	938	751	607	495	445	395	365	326	293	291
2022	319	297	262	257	264	285						

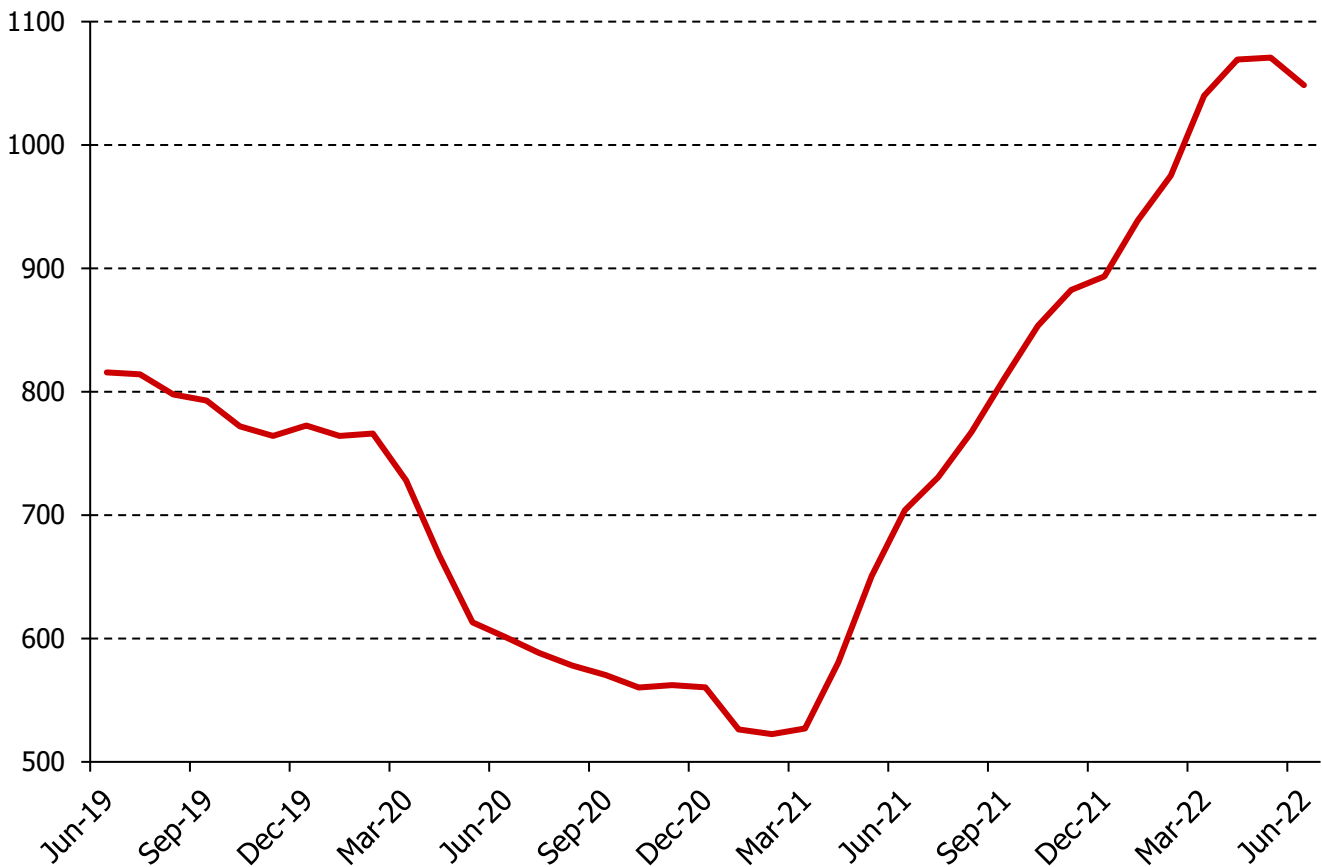
Source: Social Security, Treasury

Number of Registered Unemployed – June 2019 to June 2022



Source: Social Security, Treasury

Number of Vacancies Received During the Month – June 2019 to June 2022



Note: 12 month moving average

Source: Job Centre, Social Security, Treasury

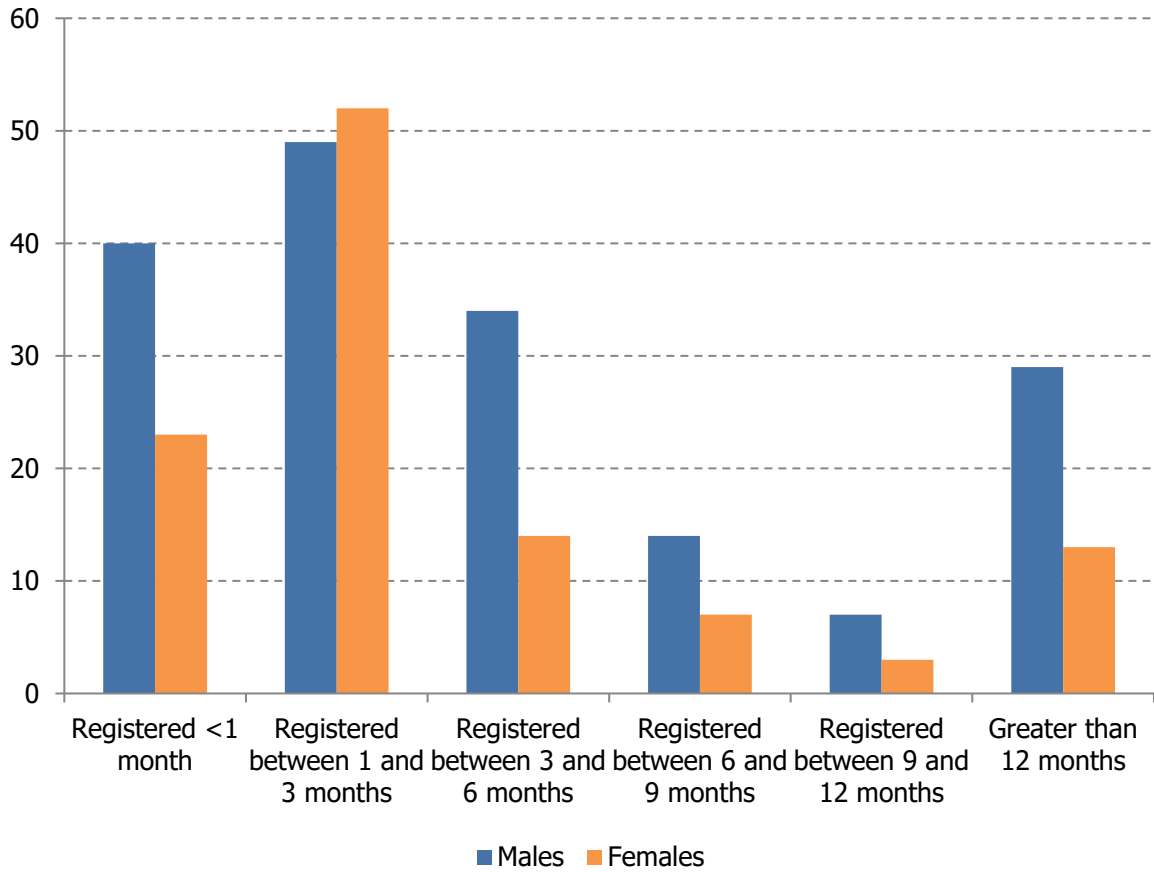
Unemployment and Vacancies by Industrial Sector

Industrial Sector	Unemployed Persons			Vacancies Remaining Jun 22
	Jun 22	May 22	Jun 21	
Accountancy and Legal Services	0	0	3	14
Agriculture Forestry & Fishing	4	4	7	14
Banking	7	7	15	29
Construction - Unskilled	10	11	39	20
Construction-Skilled	8	8	See note	26
Education / Teaching	3	5	7	37
E-Gaming	1	1	6	76
Film Production	0	0	0	0
Information Communication Technology	3	3	6	9
Insurance	0	0	6	19
Manufacturing	8	10	14	54
Medical & Health Services	14	12	18	151
Miscellaneous Services	15	17	13	28
Other Business Services	32	26	71	36
Other Catering & Entertainment	13	14	25	205
Other Financial Institutions	11	15	25	24
Other Professional or Technical Services	0	0	1	24
Property Owning & Managing	0	0	0	0
Public Administration	4	2	13	16
Retail Distribution	37	31	63	76
Tourist Accommodation	3	3	15	81
Transport & Communication	2	2	12	36
Utilities	2	4	0	2
Wholesale Distribution	0	0	0	2
Leaving From Or Arriving On Island	15	8	5	n/a
Other Benefits, Training Centre, Prison	68	60	72	n/a
School Leavers Students etc.	12	6	19	n/a
Not identified	13	15	40	n/a
Total	285	264	495	979

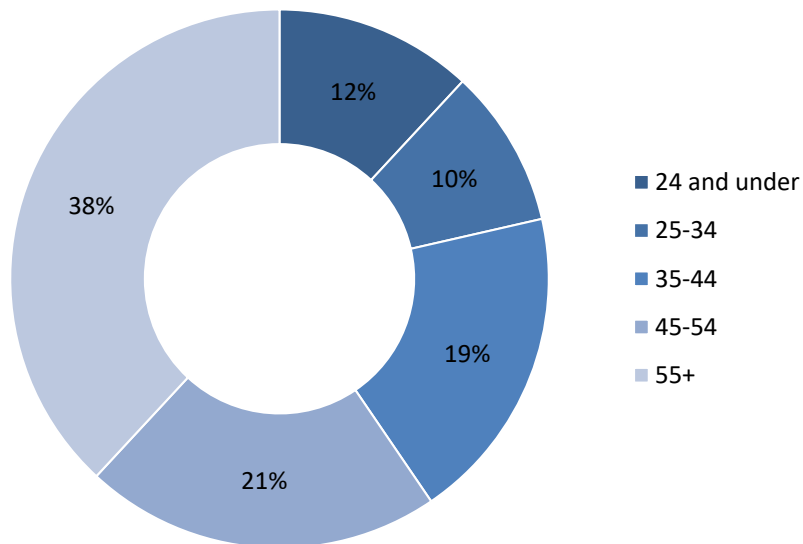
Note: Vacancies relate to those open at the end of the month. Figures for 'Construction – Unskilled' for June 2021 includes both skilled and unskilled; a breakdown of unemployment in construction by skilled and unskilled was not provided in the report for that month.

Sources: Job Centre, Social Security, Treasury

Unemployment by duration and gender



Long Term Unemployed by Age



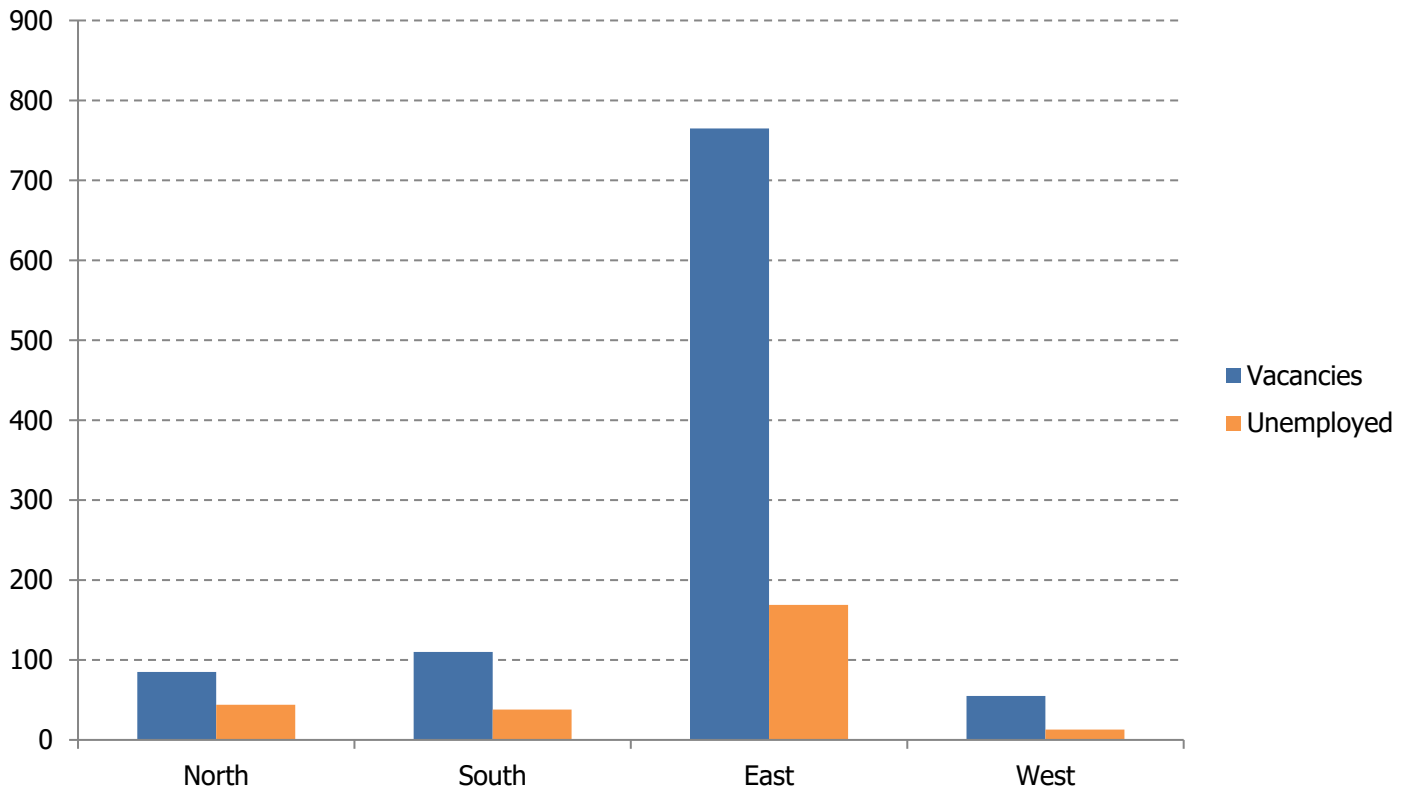
Note: Long term unemployed refers to those who have been unemployed for 12 months or longer, for June 2022 42 persons are classed as long term unemployed.

Unemployment by Duration and Age of Claimant

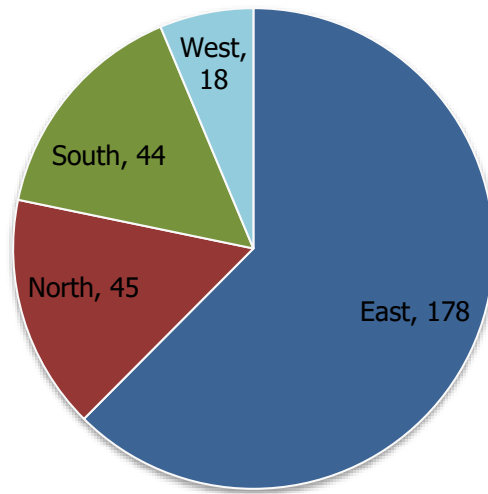
	Under 20	20 - 29	30 - 39	40 - 49	50 - 59	60 and Over	Total
Less than 1 month	8	20	10	11	8	6	63
1 month and up to 3 months	7	25	18	21	18	12	101
3 months and up to 6 months	3	11	4	13	9	8	48
6 months and up to 1 year	3	7	2	5	9	5	31
1 year and up to 2 years	0	5	3	3	5	3	19
2 years and up to 4 years	1	0	0	6	4	8	19
4 years and over	0	1	1	1	0	1	4
Total	22	69	38	60	53	43	285

Source: Job Centre, Social Security, Treasury

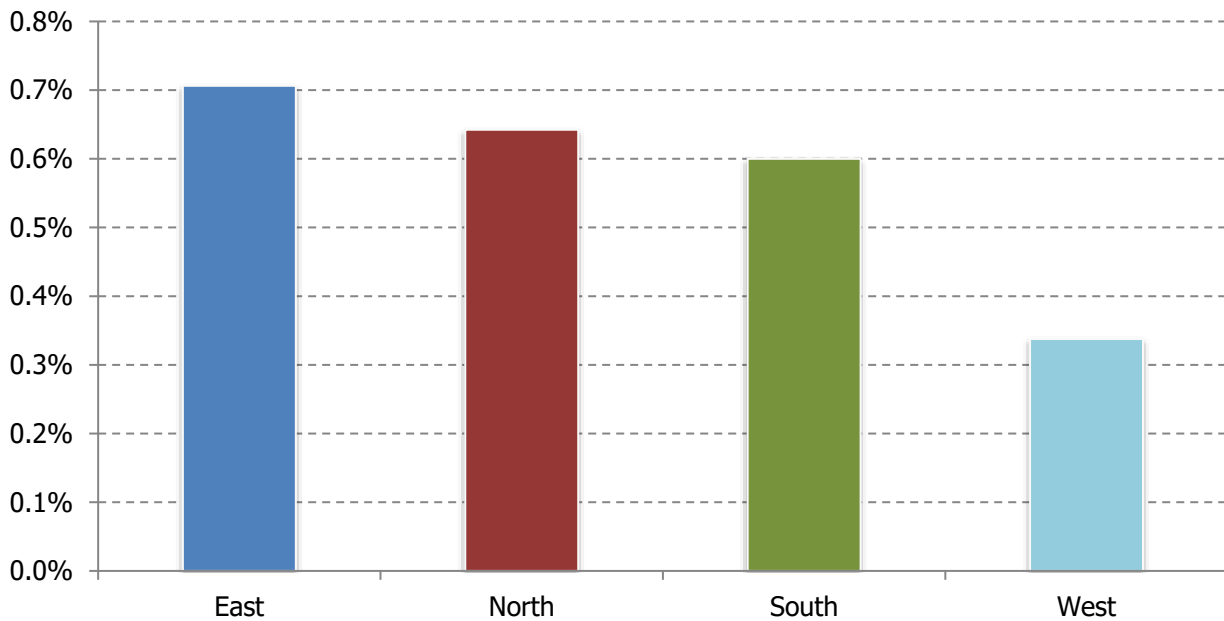
Vacancies per Region by Unemployment per Region



Unemployed Persons by Region



Regional Unemployment Rates

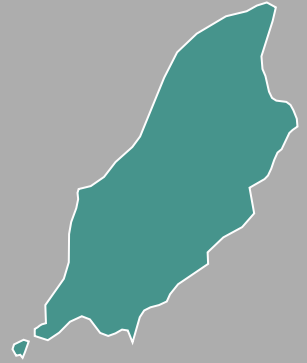


Source: Social Security, Treasury

Note: The regional unemployment rates are the number of unemployed in each region as a proportion of the economically active in that region, as determined by the 2021 Census.

East	North	South	West
Douglas	Ramsey	Castletown	Peel
Laxey	Andreas	Port Erin	German
Onchan	Ballaugh	Port St Mary	Michael
Braddan	Bride	Arbory	Patrick
Lonan	Jurby	Malew	
Marown	Lezayre	Rushen	
Santon	Maughold		

ISLE OF MAN LABOUR MARKET METHODOLOGY AND CONTACTS



METHODOLOGICAL NOTES

Registered unemployment is measured as a claimant count of those persons registered for Job Seekers Allowance (JSA). There is no legal requirement to register to receive Job Seekers Allowance.

International Labour Organisation (ILO) definition

There are two common measures of unemployment: the claimant count (as detailed above), and that used by the ILO. The ILO measure includes not only those who are registered as unemployed (such as claiming JSA) but also those who are not registered but may still be looking for work.

Historically, the Island has only published the ILO definition of unemployment when census results have been made available. This report uses analysis of the ILO unemployment rate and the claimant count rate to generate an estimate of number of individuals that may be unemployed and actively seeking work but not registered as doing so.

In February 2021, the economically active population used in the calculation of the unemployment rate was updated to 44,875 to bring in line with the 2021 Isle of Man Census. The previous figure, based on the 2016 Census, was 42,777.

Additional information may be supplied on request.


CONTACT DETAILS

For further information please contact : Statistics Isle of Man, Cabinet Office 3rd Floor Central Government Office, Bucks Road, Douglas, Isle of Man IM1 3PN Email: statistics@gov.im Telephone: (+44) 01624 685742



Isle of Man
Government

Reiltys Eilan Vannin



Isle of Man Government
Government Office
Bucks Road, Douglas
Isle of Man, IM1 3PN

Email: **statistics@gov.im**

www.gov.im/